

TAGG

Sonic Angle Mini

Portable Bluetooth Speaker



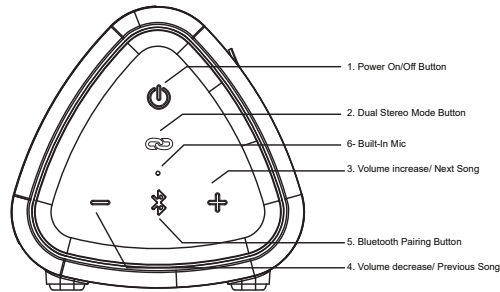
USER'S MANUAL

Thank you so much for buying TAGG Sonic Angle Mini Portable Bluetooth Speaker. Our goal is to provide you with quality product combined with ease of usage. Here is a detailed user's manual that will help you understand the features & functions of this speaker. Please read the manual carefully before using the product.

Product Specifications

Bluetooth Specification	: Bluetooth Version 5.0
Power Output	: 6W
Line In	: 3.5mm
Rechargeable Li-ion Battery	: 2200mAh
Power Input	: Micro USB
AC/DC Charger	: DC IN 5V/2A
Charging Time	: 1-2 hrs
Bluetooth Range	: Up To 100 Feet
Play Time	: Up To 10 hrs
Talk time	: Up To 10 hrs
Stand by Time	: 100 Hours

Panel Function Introduction



FUNCTION	OPERATION
1.	Power On / Off Button
2.	Dual Stereo Mode Button
3.	Volume increase/ Next song
4.	Volume decrease/ Previous song
5.	Bluetooth Pairing Button
6.	Built-In Mic

Connecting with your Device:

- Keep your Bluetooth Device with in 10 Ft. while Pairing.
- Press the Power button of TAGG Sonic Angle Mini.
- Blue LED will blink when the speaker is in pairing mode.
- Search for Available bluetooth devices in your Device and select TAGG Sonic Angle Mini from the list of available devices.
- If prompted, enter password or PIN required "0000".
- If prompted by your mobile phone to connect, click "YES".
- After Successfully connecting Blue LED will be permanently ON.

How to Charge:

- Connect the speaker to power using the USB cable provided.
- To better protect the battery life, kindly use only the cable provided with the speaker.
- Allow up to 2 hours to completely charge the Speaker.

LED Indications:

- While Charging - Red LED is On.
- When completely charged - RED LED is Off.
- When battery is low, Red LED blinks every four seconds twice and the voice prompt will let you know that battery status.
- Pairing Mode- Blue LED starts Flashing.

Reconnect the Speaker:

- If the connection is lost, TAGG Sonic Angle Mini will try to reconnect automatically.
- If it does not reconnect, kindly press the Power button for 3 secs and reconnect manually through your mobile Bluetooth.

Dual Stereo Mode:

Note: Two units of TAGG Sonic Angle Mini are required.

- Pair one unit of TAGG Sonic Angle Mini with your device.
- Turn the Bluetooth off in your device and turn on the second unit.
- Press the link button in one unit followed by another and both the units will display a white light followed by a voice command that says 'Connected'.
- After this one of the units will come into pairing mode and can be connected with your device and the speakers can be played in sync.

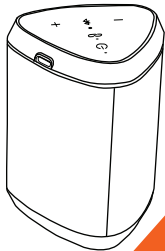
Common Problems and Solutions:

- Mobile Can't Find the Speaker:
 - Kindly restart your phone and the speaker.
- There's always noise and the Bluetooth keeps disconnecting:
 - The speaker needs to be charged.
 - Make sure you are not beyond the signal distance.
- Bluetooth is connected but you are unable to listen to music:
 - Check your setting to adjust the sound of speaker.
 - Some mobiles require you to select the device twice.
 - Some mobile devices do not have complete Bluetooth functionality so kindly connect the speaker with another device to check if it is functioning properly.
- Bluetooth Password:
 - "0000"
- Maximum Distance:
 - 100 Feet

- Red LED is not ON while charging:
- This could be due to lack of use of Speaker. It needs to be charged for 30 min before the Red LED occurs.
- Restore the Factory Setting:
- To restore factory settings, hold the Power Button for about three seconds when charging until the red and blue LED flashes three times.

Accessories List:

1 x TAGG Sonic Angle Mini Bluetooth Speaker
 1 x Charging Cable
 1 x AUX-in Cable
 1 x User's Manual



Safety Rules:

- Avoid Overcharging
- Do not keep the speaker in closed area and avoid exposing to hot temperature.
- Never disassemble or modify your speaker because of any reason.
- Do not allow speaker to submerge fully or partially in water

Exceptional Warranty:





We offer simply the best customer support that will never rest until you are absolutely satisfied! TAGG products come with 12 months replacement warranty. Product registration is mandatory on our website within 30 days of your purchase in case you want to claim the warranty.



Thank you for choosing TAGG as your trusted brand of Wireless Bluetooth Speaker and we sincerely hope you enjoy the great sound and comfort TAGG provides. We love making our customers happy by providing true value with our products. If due to any reason you are not completely satisfied, kindly reach out to our support team.

Contact Us : support@taggdigital.com
Website : www.taggdigital.com

We are Social, Follow us on:-

-  <https://www.facebook.com/TAGGDigital/>
-  <https://twitter.com/TAGGOOfficial>
-  https://www.instagram.com/tagg_digital/
-  https://www.youtube.com/channel/UCjLX5UcN_tHFMeFBplqJh